GreenPlains®

NOVODRIP

DRIPTAPE

GreenPlains Irritech Co., Ltd

NOVODRIP Apollo drip tape can help you improve yield, water-use efficiency, and crop quality by putting water and fertilizer right where you need them. Apollo Tape is the continuous labyrinth dripline ideal for low spacing between vegetable crops and flower cultivation. The reduced distance between the drip points and the low flow rate guarantees excellent performance even on very sandy soil.

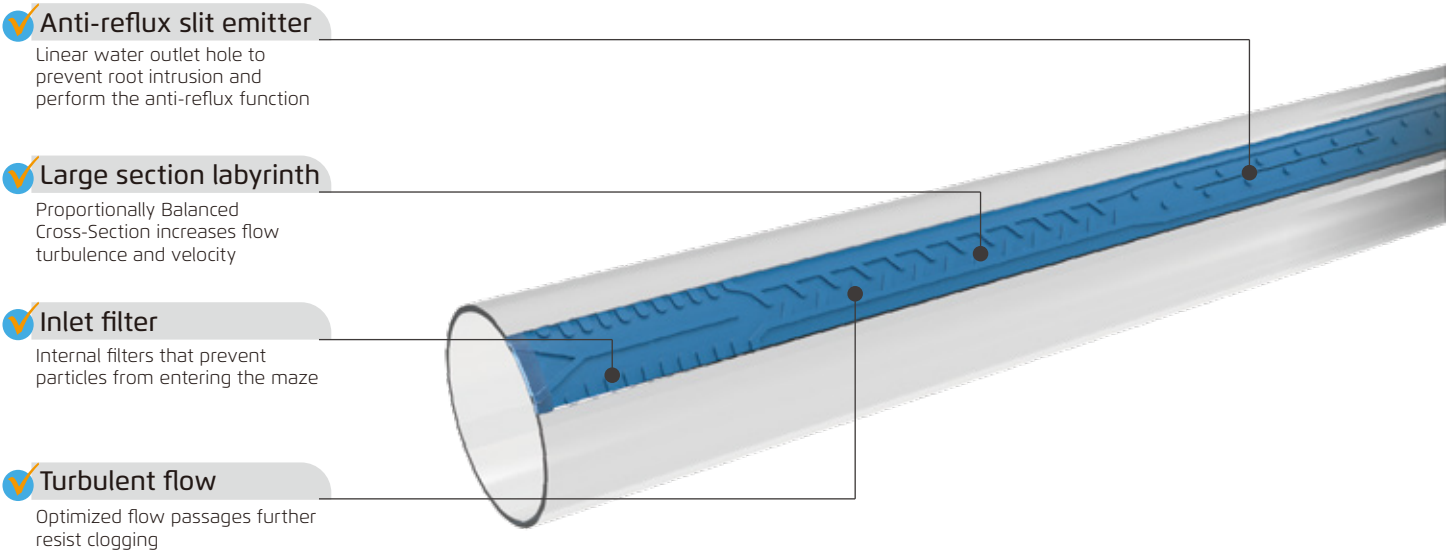

Features

- **E**xcellent resistance to pressure peaks, even on minimum thicknesses.
- **E**xcellent resistance to traction.
- **T**he particular design of the labyrinth allows very long lengths to be obtained with maximum uniformity.
- **C**ompared to other products, it is the result of a unique extrusion process that avoids problems linked to welding.
- **P**recision-molded emitters promote uniform output and accurate delivery of water and fertilizer
- **S**uperior resins and seamless construction add durability.
- **A**vailable in Ultra-low flow rates.
- **H**igh resistance to UV rays.
- **E**xcellent performance in terms of irrigation, even during fertigation cycles.
- **E**mitter spacings for all soils-with no price difference.
- **T**he double white marker identifies the side of the outlet holes for correct laying.
- **R**educed phytopathological problems as the foliage is kept dry.

Technical Data

Emitter Flow lph	0.6			0.9			1.1			1.3			1.5			1.8			2.2			2.5		
Spacing cm	10	20	30	10	20	30	10	20	30	10	20	30	10	20	30	10	20	30	10	20	30	10	20	30
	40		60	40		60	40		60	40		60	40		60	40		60	40		60	40		60

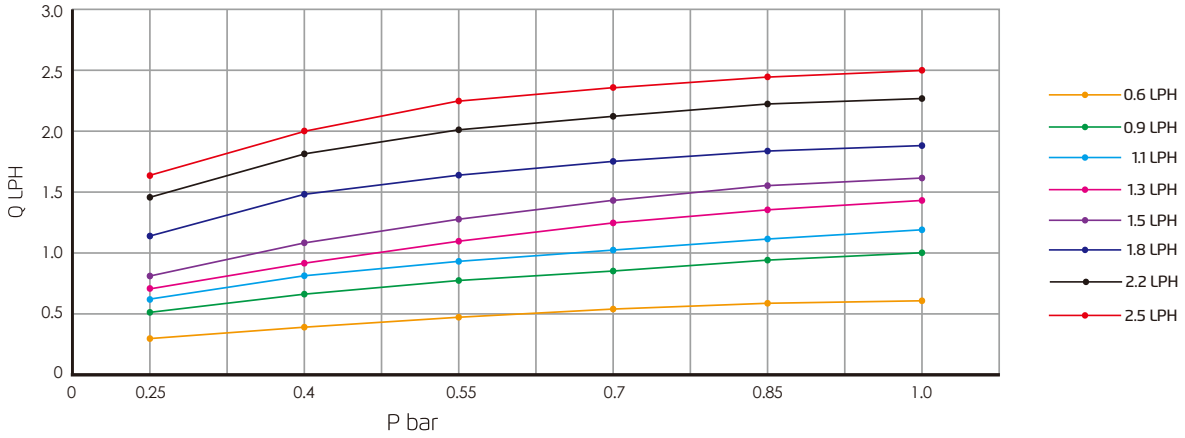

Max. lateral length (16mm, pressure 1.0bar, slope 0%)

Emitter Flow lph	DISTANCE BETWEEN DRIPPERS (METER) 0.1	0.2	0.3	0.4	0.6
0.6	230	351	465	554	701
0.9	187	285	351	426	554
1.1	158	236	319	385	498
1.3	151	207	284	341	438
1.5	147	197	262	312	412
1.8	141	187	230	285	351
2.2	136	153	201	238	319
2.5	130	145	196	214	221

*The data is based on the laboratory environment

Applications

- Row crops
- Landscaping
- Greenhouses
- Vegetables
- Industrial crops
- Gravity systems
- Small household plots

Packaging Data

Diameter mm	Wall Thickness mil	Wall Thickness mm	Work Pressure min	Work Pressure max	m/roll	N.W.	G.W.	Size
16	6	0.15	0.3	0.8	3000	-	-	56*56*26
16	7	0.18	0.3	0.9	2500	-	-	56*56*26
16	8	0.20	0.3	1.0	2000	-	-	56*56*26
16	12	0.30	0.3	1.4	1500	-	-	56*56*26

※other thickness and length available

Diameter mm	Wall Thickness mil	Wall Thickness mm	20"	40"H
16	6	0.15	≈340	≈800
16	7	0.18	≈340	≈800
16	8	0.20	≈340	≈800

NOVODRIP VIMI drip tape is including the innovative molded ultra compact flat dripper generating almost 0 head loss, Smaller than competitive drippers - Not only does a small emitter help reduce water friction in the drip line, a smaller emitter is easier to install with less risk of being caught on installation equipment. VIMI tape design minimizes friction loss through its small design and its uniquely engineered flow path. In other words, VIMI tape allows you to achieve longer distances per row while still maintaining high uniformity.



Features

- **D**ripline produced with first quality virgin material only
- **D**ripper developed and produced with cutting-edge technology.
- **W**ide filtration area considering the little dripper's surface for increased protection.
- **H**igh performance turbulent flow labyrinth with wide passage sections allowing very low flow-exponents.
- **T**he labyrinth's turbulence reduces accumulation of sedimentation and risk of clogging
- **L**arger flow path than comparable competitor products leads to better plugging resistance and lower filtration requirements.
- **D**rippers welded to the inside wall of the dripline.
- **U**V resistant and resistant to common fertilizers.
- **S**maller more flexible emitter size facilitates a more trouble-free installation and retrieval experience.
- **W**hite stripes facilitate installation, ensuring emitters are facing up by quickly alerting installers to twisted or upside down drip line.

Technical Data

Emitter Flow lph	1.6				2.0			
Spacing cm	10 30	15 35	20 40	25 45	10 30	15 35	20 40	25 45

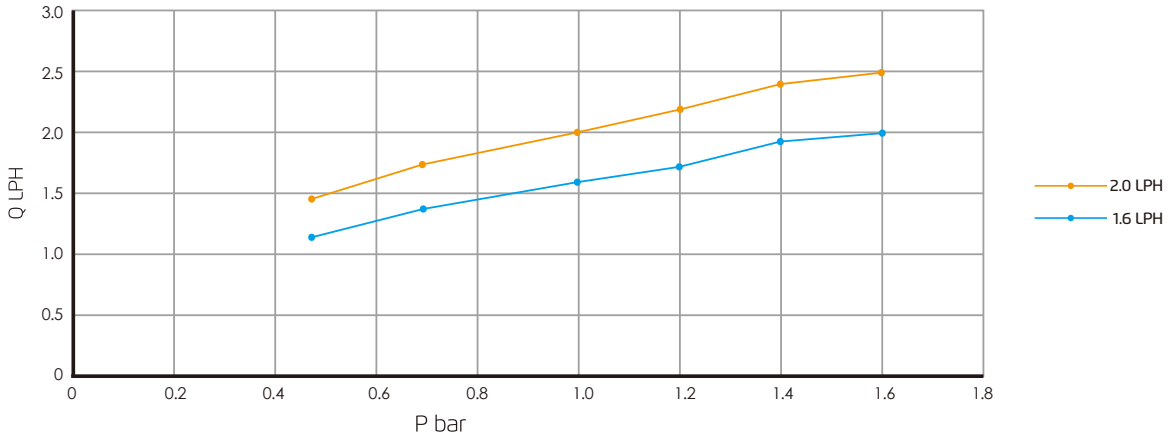

Max. lateral length (16mm, pressure 1.0bar, slope 0%)

Emitter Flow lph	DISTANCE BETWEEN DRIPPERS (METER) 0.10	0.15	0.20	0.25	0.30	0.35	0.40	0.45
1.6	55	68	82	94	108	120	132	145
2.0	45	60	71	82	94	107	114	123

*The data is based on the laboratory environment

Applications

- Row crops
- Landscaping
- Greenhouses
- Vegetables
- Industrial crops
- Gravity systems
- Small household plots

Packaging Data

Diameter mm	Wall Thickness mil	Wall Thickness mm	Work Pressure min	Work Pressure max	m/roll	N.W.	G.W.	Size
16	6	0.15	0.3	0.8	3000	-	-	-
16	7	0.18	0.3	0.9	2500	-	-	-
16	8	0.20	0.3	1.0	2000	-	-	-
16	12	0.30	0.3	1.4	1500	-	-	-

※other thickness and length available

Diameter mm	Wall Thickness mil	Wall Thickness mm	20"	40"H
16	6	0.15	≈340	≈800
16	7	0.18	≈340	≈800
16	8	0.20	≈340	≈800